

RUBBER EXPANSION JOINT

Ref. 1504

Ref. : DS 1504

Rev. : 4

Date : 12/08

Page 2/2



Valves and fittings

90 rue du ruisseau 38297 ST QUENTIN FALLAVIER

Tel : (33)04.74.94.15.90 Fax : (33)04.74.95.62.08

E.mail : sferaco@sferaco.fr

INSTALLATION INSTRUCTION :

Expansion joint are designed for the absorption of previously specified movements under specific pressure and temperature conditions. So that the maximum service life is achieved, the following items must be observed during installation.

1. Prior to fitment of the compensator it must be ensured that :

- The route of the pipeline is straight - The expansion tallies with that of the chosen compensator
- The expansion tallies with that of The chosen compensator
- The fixes points are dimensionned so that they can absorb the reaction forces and stiffness rate that arise during use.
- The pipeline is limited by fixed points
- The distance between compensator and bearing may be a maximum of 3 times the pipe diameter. Place only one compensator between 2 bearings.

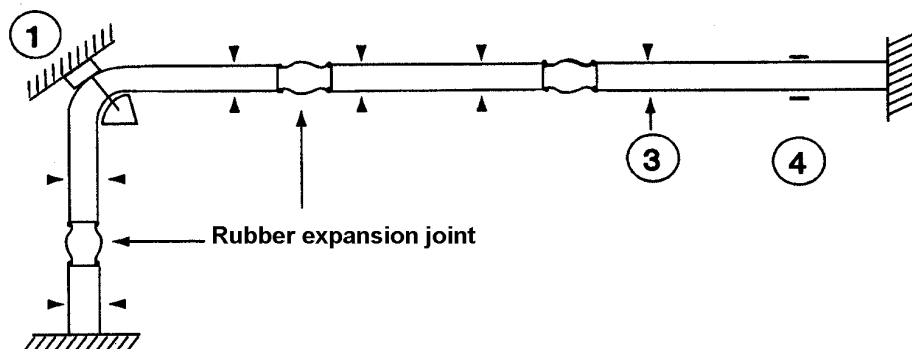
2. Each pipe elbow must be fixed by support, specially if compensator is mounted with limiters.

Fixed bearings are necessary because compensator is submitted to expansion when it is under pressure.

3. Please apply the following stages order :

- a) Fixed points for above pipeline
- b) Fixed points for down pipeline
- c) Compensator mounting

4. Installation layout :



1. Fixed points

3. Bearings

4. Pipe guides

5. Check that the compensator is not subjected to the weight of the pipeline. The installation lenth must agree with the installation gap.

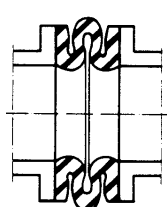
The compensator must never be twisted. It is recommended that specific characteristics be observed during maintenance :

- The compensator must never be painted or recovered by heat insulation
- The tightness of the bolts must be checked often.
- The flanges must be perfectly cleared

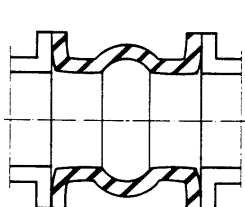
When there is some risk of high pressure (pump starting) or high temperature.

NOTA : The life of compensator can vary because of working conditions (fluids, pressure, temperature), that is why it is necessary to check it regullary.

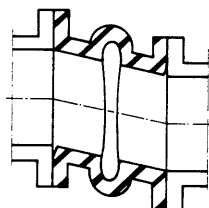
WRONG INSTALLATION :



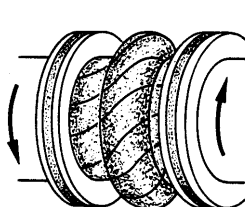
Excessive compansion




Excessive expansion




Cutting too important



Torsion



Important compansion and angular deviation



Angular deviation too important

ADVICE : Our opinion and our advice are not guaranteed and SFERACO shall not be liable for the consequences of damages. The customer must check the right choice of the products with the real service conditions.